

OPERATING AND INSTALLATION MANUAL

STORAGE TANKS

NADO 300/20v11

NADO 400/20v11



NADO 750/25v11

NADO 1000/25v11



Družstevní závody Dražice-strojírna s.r.o.
Dražice 69, 294 71 Benátky nad Jizerou
tel.: +420 / 326 370 911
e-mail: export@dzd.cz

DRAŽICE
NIBE GROUP MEMBER

CONTENTS

1	FUNCTION DESCRIPTION	4
2	THE DESIGN OF SUITABLE VOLUME AND TANK INSTALLATION	4
3	TECHNICAL PARAMETERS	5
4	IMPORTANT NOTICES	6
5	TECHNICAL DESCRIPTION	7
6	DIMENSIONS AND CONNECTION	8
7	DISPOSAL OF PACKAGING MATERIAL AND NON-FUNCTIONING PRODUCT.....	10

CAREFULLY READ THIS MANUAL BEFORE INSTALLING THE TANK!

Dear Customer,

Družstevní závody Dražice - strojírna s.r.o., would like to thank you for your decision to use a product of our brand.



The product is not intended to be controlled by

- a) people (including children) with reduced physical, sensual or mental capacities, or
- b) people with insufficient knowledge and experiences unless supervised by responsible person, or unless properly instructed by such responsible person.

The manufacturer reserves the right for engineering modification of the product.

It is recommended to use the product in indoor environment with air temperatures from +2 °C to +45 °C and a relative humidity up to 80 %.

Product's reliability and safety is proven by tests implemented by the Engineering Test Institute in Brno.

Made in the Czech Republic.

Meaning of pictograms used in the Manual



Important information for heater users.



Abiding by the recommendations of the manufacturer serves to ensure trouble-free operation and the long service life of the product.



Caution!
Important notice to be observed.

1 FUNCTION DESCRIPTION

Storage tanks serve accumulation of excessive heat from its source. The source may be a solid fuel boiler, heat pump, solar collectors, fireplace inserts, etc. Some types of storage tanks allow combination of connecting even multiple sources.

The NADO type storage tanks serve accumulation of heat in the heating system and allow heating or preheating of HSW (Hot Service Water) in an inner stainless vessel. Incorporation of a storage tank in the heating system with a solid fuel boiler allows an ideal run of a boiler at favorable temperature during the boiler operation. The main benefit lies in the period of optimum operation (i.e. with maximum efficiency) when the excessive unconsumed heat accumulates in the storage tank.

The storage tanks are manufactured in 300, 400, 750 and 1000-litre volumes. The tanks and tubular exchangers are made of steel, without the inner surface treatment, the outer surface of the tank is provided with a protective paint. Individual versions are additionally equipped with a tubular exchanger and a buried stainless exchanger of 20 and 25 liter volumes, and two funnels G1½" mm, with the possibility to install an electric heating element of TJ 6/4" series with an extended cooling compartment. The storage tanks are equipped with a removable 80 mm thick insulation and a lock.

The NADO type enables direct heating of HSW (Hot Service Water) in a stainless exchanger, or its preheating for another water heater. Connection to a boiler usually allows direct HSW heating in an inner stainless exchanger to the desired temperature whilst, on the contrary, connection to solar collectors or heat pump only preheats HSW and another, e.g. electric, heater has to be used, in order to complete heating of the water to the desired temperature, or final electric reheat has to be fitted in the storage tank which is enabled by a TJ 6/4" series electric heating unit with an extended compartment of up to 6 kW output.

2 THE DESIGN OF SUITABLE VOLUME AND TANK INSTALLATION

An ideal size of the storage tank is designed by a design engineer, or a person sufficiently qualified to design heating systems.

Product assembly must be implemented by an authorized person (confirmed in the warranty certificate).



When putting into operation, water has to be filled first into the inner tank for HSW and the operating pressure inside it has to be kept, only then heating water can be filled into the outer storage tank, otherwise the product may get damaged!



The manufacturer explicitly emphasizes the necessity of being particular in testing the tightness of the heating circuit (radiators, piping joints, floor heating, etc.) with the connection of the storage tank. No pressure grow in the storage tank heating water compartment may occur above the maximum operating pressure of 0.3 MPa, if the heating system is pressurized to higher than the maximum operating pressure, the inner enameled tank may get permanently damaged!

3 TECHNICAL PARAMETERS

		NADO 300/20v11	NADO 400/20v11	NADO 750/25v11	NADO 1000/25v11
STORAGE TANK CAPACITY	l	320	405	772	999
INNER TANK CAPACITY	l	20	20	23	23
WEIGHT	kg	106	122	165	197
HEATING SURFACE OF THE STAINLESS EXCHANGER	m ²	4.5	4.5	6.25	6.25
MAXIMUM PRESSURE	bar	3	3	3	3
MAXIMUM PRESSURE OF STAINLESS EXCHANGER	bar	6	6	6	6
MAXIMUM TEMPERATURE OF WATER IN THE TANK	°C	90	90	90	90
MAXIMUM TEMPERATURE OF WATER IN THE EXCHANGER	°C	90	90	90	90
AMOUNT OF HOT WATER AT 40°C AT WATER TEMPERATURE OF 53°C IN THE STORAGE TANK /HW FLOW RATE	l/(l/min)	*210 / 10	*220 / 10	*240 / 10	*260 / 10
AMOUNT OF HOT WATER AT 40°C AT WATER TEMPERATURE OF 80 IN THE STORAGE TANK /HW FLOW RATE	l/(l/min)	*520 / 10	*540 / 10	*610 / 10	*650 / 10
MAXIMUM OUTPUT OF EL. HEATING ELEMENT OF TJ 6/4" SERIES	kW	1 x 6	1 x 6	1 x 12	1 x 12
ENERGY EFFICIENCY CLASS		C	C	C	C
STANDING LOSS	W	97	113	114	148

* value stated by calculation

Table 1

4 IMPORTANT NOTICES

Connection of internal tank for hot water must comply with CSN 060830, i.e. on cold water inlet is necessary to install a safety valve.



We recommend to start up the heating circle before commissioning and to clean possible dirt caught in the filter and after this the system would be fully functional.



The appliance has to be mounted at a convenient place, it means that the appliance must be easily available for potential necessary maintenance, repair or replacement, as the case may be.

No stop fitting can be put between the security fitting of the heating circuit and the storage tank!!!



Recommended operating pressure of hot water circle is 0.4 MPa. We recommend installing return valve and an expansion vessel (min. 4 % of hot water in pipeline) on hot water outlet to eliminate back pressure impacts.

The reservoir is possible to use only in compliance with conditions stated on performance plate and with instructions for wiring. It is also necessary to observe terms for connection stipulated by some local electrical and water companies as same as manual for assembling and operation besides statutory accepted national regulations and standards.

Shut down the reservoir cold water intake if you are not using the reservoir for longer than 24 hours or if the object with the heater is without presence of any person.

5 TECHNICAL DESCRIPTION

NADO 300/20v11, NADO 400/20v11

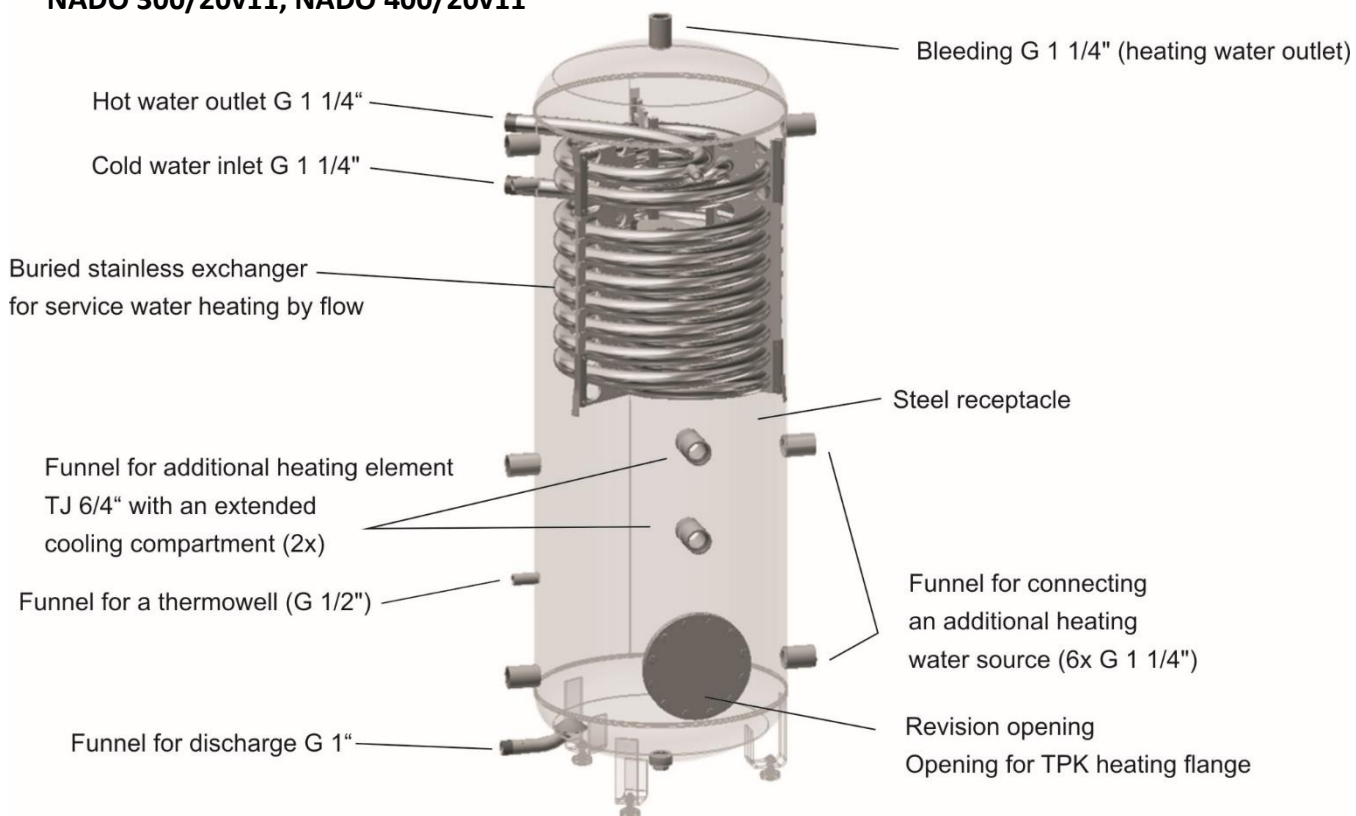


Figure 1

NADO 750/25v11, NADO 1000/25v11

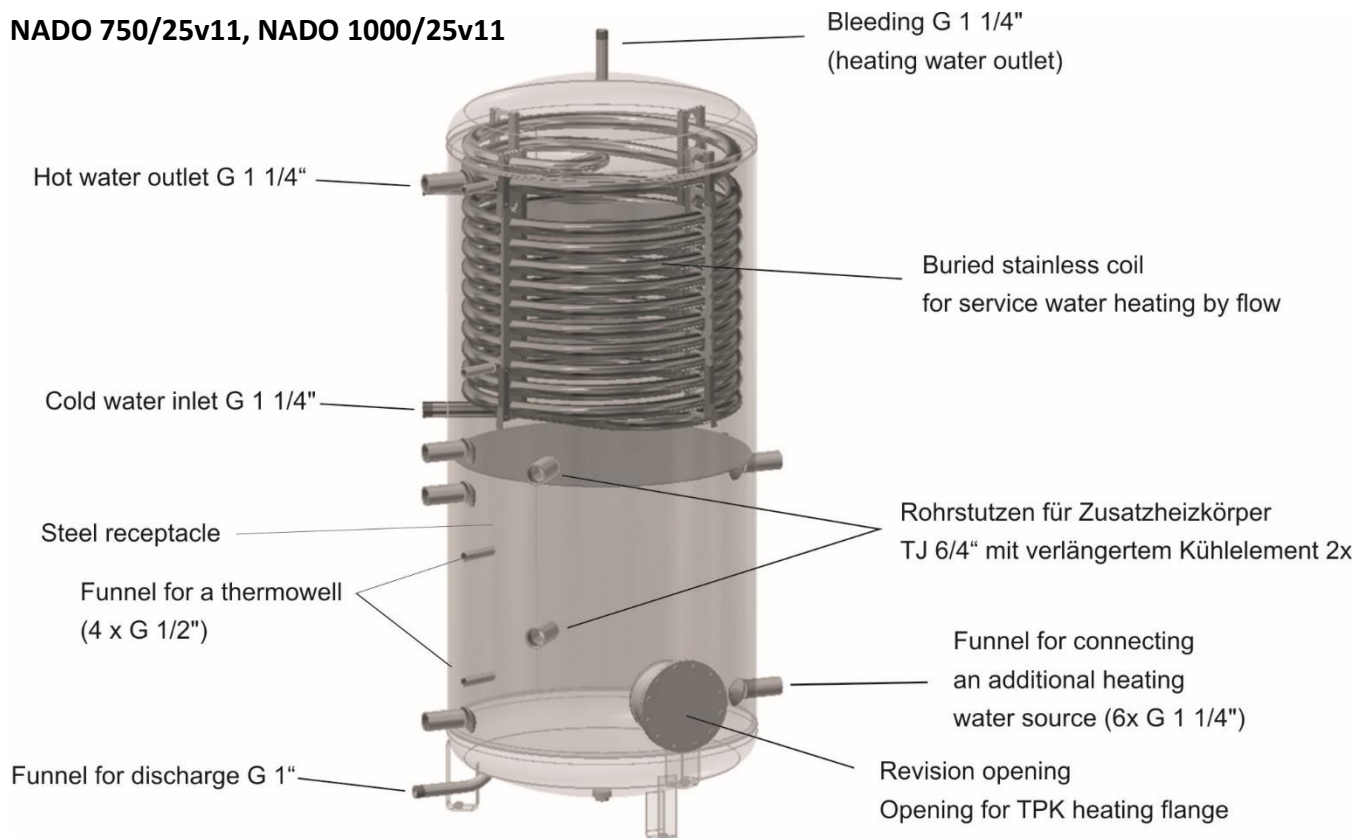


Figure 2

6 DIMENSIONS AND CONNECTION

NADO 300/20v11, 400/20v11

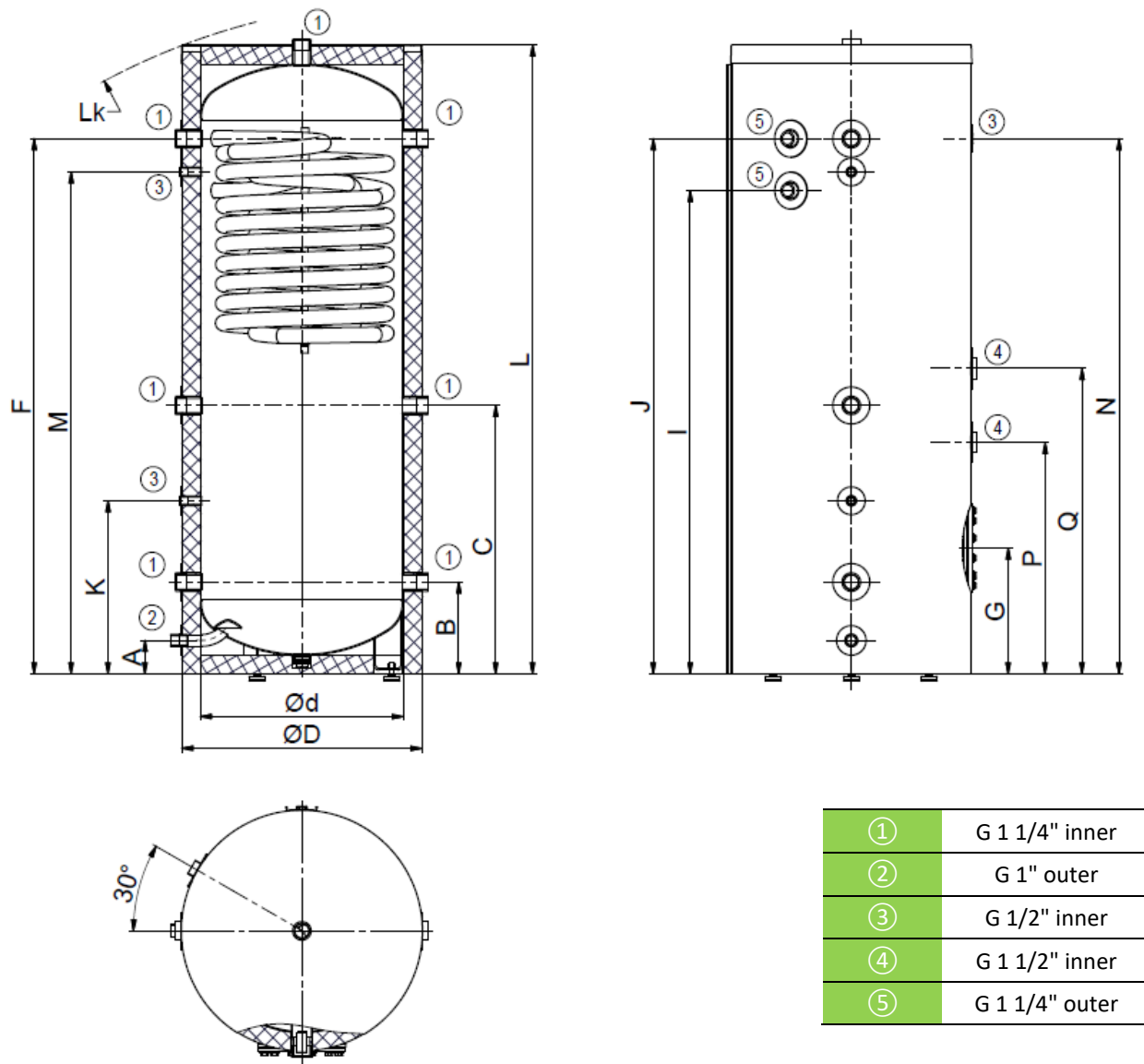


Figure 3

NADO	A	B	C	d	D	F	G	I	J	K	L	Lk	M	N	P	Q
300/20 v11	90	248	726	550	670	1448	340	1308	1448	468	1702	1821	1358	1448	626	826
400/20 v11	90	248	818	550	670	1648	340	1508	1648	468	1902	2010	1558	1648	718	918

Table 2

NADO 750/25v11, 1000/25v11

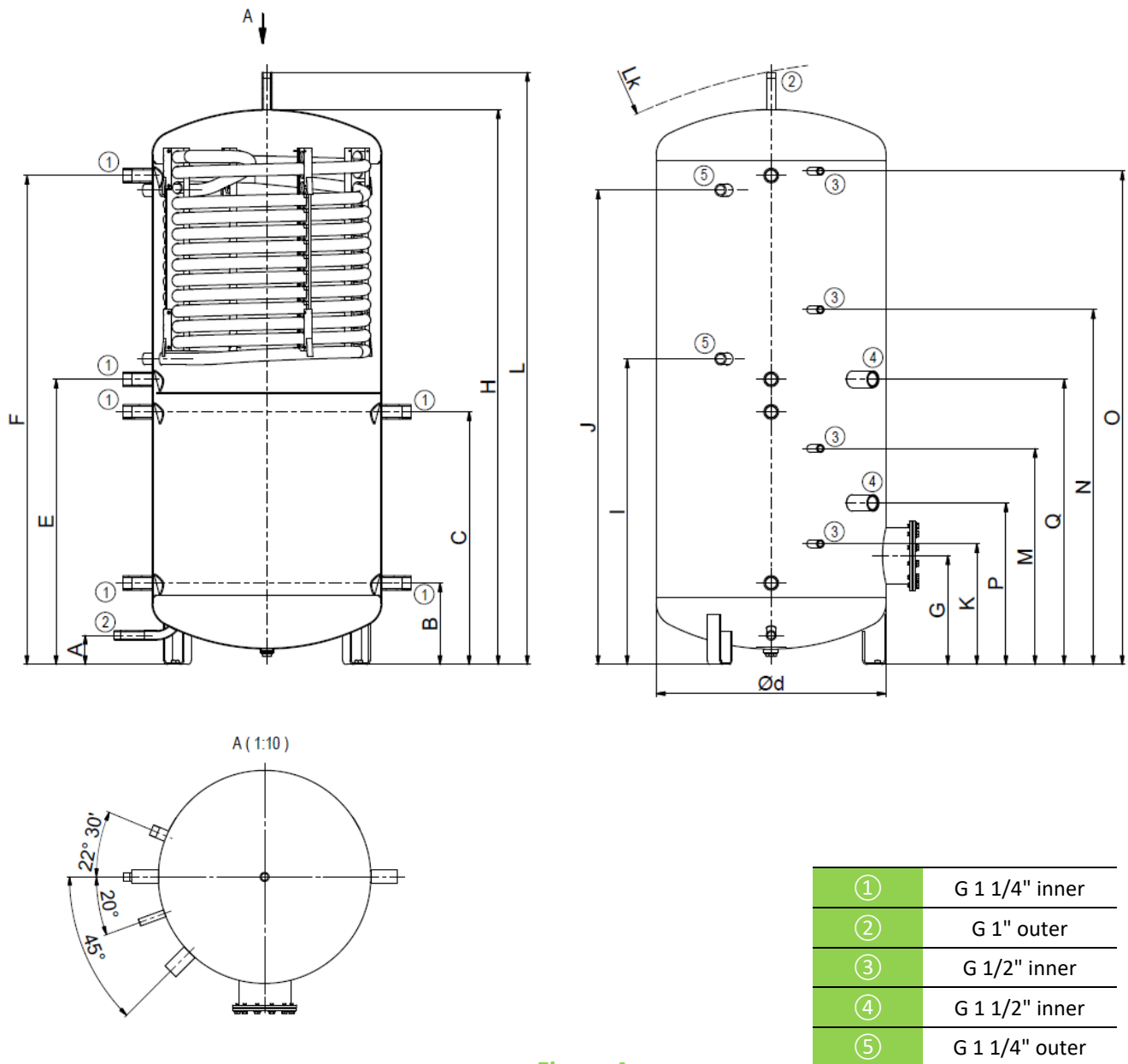


Figure 4

NADO	A	B	C	d	E	F	G	H	I	J	K	L	Lk	M	N	O	P	Q
750/25 v11	100	280	868	790	980	1680	374	1907	1050	1630	415	2035	2073	742	1219	1695	555	980
1000/25 v11	100	297	885	850	997	1697	391	1932	1067	1647	432	2061	2104	759	1236	1712	572	997

Table 3

Thermal insulation NEODUL LB PP

Insulation NEODUL of 80 mm thickness. It consists of an upper cover, flange cover and hole caps.

We recommend that the insulation was fitted at room temperature.

At temperatures significantly below 20 °C the insulation shrinks. This disables its easy fitting.

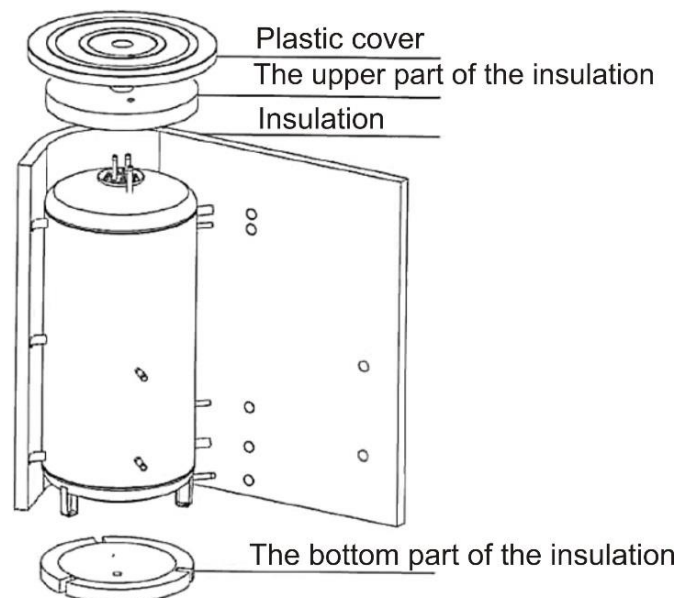


Figure 5

7 DISPOSAL OF PACKAGING MATERIAL AND NON-FUNCTIONING PRODUCT

A service fee for providing return and recovery of packaging material has been paid for the packaging in which the product was delivered. The service fee was paid pursuant to Act No 477/2001 Coll., as amended, at EKO-KOM a.s. The client number of the company is F06020274. Take the water tank packages to a waste disposal place determined by the municipality. When the operation terminates, disassemble and transport the discarded and unserviceable heater to a waste recycling centre (collecting yard), or contact the manufacturer.



1-1-2024