


# OPERATING AND INSTALLATION MANUAL



## STORAGE TANKS

UKV 300  
UKV 500



Družstevní závody Dražice-strojírna s.r.o.  
Dražice 69, 294 71 Benátky nad Jizerou  
tel.: +420 / 326 370 911  
fax: +420 / 326 370 980  
e-mail: [export@dzd.cz](mailto:export@dzd.cz)

 **DRAŽICE**  
**NIBE** GROUP MEMBER

# CONTENTS

1	DESCRIPTION .....	4
2	THE DESIGN OF SUITABLE VOLUME AND TANK INSTALLATION .....	4
3	TECHNICAL PARAMETERS.....	5
4	DIMENSIONS AND CONNECTION .....	6
5	DISPOSAL OF PACKAGING MATERIAL AND NON-FUNCTIONING PRODUCT.....	7

## CAREFULLY READ THIS MANUAL BEFORE INSTALLING THE TANK!

Dear Customer,

Družstevní závody Dražice - strojírna s.r.o., would like to thank you for your decision to use a product of our brand.



The product is not intended to be controlled by

- a) people (including children) with reduced physical, sensual or mental capacities, or
- b) people with insufficient knowledge and experiences unless supervised by responsible person, or unless properly instructed by such responsible person.

The manufacturer reserves the right for engineering modification of the product.

It is recommended to use the product in indoor environment with air temperatures from +2 °C to +45 °C and a relative humidity up to 80 %.

Product's reliability and safety is proven by tests implemented by the Engineering Test Institute in Brno.

Made in the Czech Republic.

### Meaning of pictograms used in the Manual



**Important information for heater users.**



**Abiding by the recommendations of the manufacturer serves to ensure trouble-free operation and the long service life of the product.**



**Caution!**  
**Important notice to be observed.**

# 1 DESCRIPTION

UKV are storage tanks designed to replenish heating water in heating systems with heat pumps, and also for heat pumps with cooling. Using UKV storage tanks ensures that the heat pump operates completely smoothly, eliminating the number of heat pump compressor starts and extending the service life of the heat pump.

The tanks are produced in volumes of 300 and 500 liters. The tanks are made of steel, with the inner surface untreated. The individual versions are also fitted with two G 1½" mm sockets with the option to install a series TJ 6/4" electric heating element. The tanks are insulated with 50 mm-thick polyurethane foam. A plastic casing (hardened polystyrene) is fitted onto the tank.

## 2 THE DESIGN OF SUITABLE VOLUME AND TANK INSTALLATION

An ideal size of the storage tank is designed by a design engineer, or a person sufficiently qualified to design heating systems.

Product assembly must be implemented by an authorized person (confirmed in the warranty certificate).

### Installation basics



The UKV storage tank is designed as a stationary tank to be mounted vertically on a solid floor.  
The tanks are not designed for storing domestic hot water.



**The appliance has to be mounted at a convenient place, it means that the appliance must be easily available for potential necessary maintenance, repair or replacement, as the case may be.**

### 3 TECHNICAL PARAMETERS

		UKV 300	UKV 500
STORAGE TANK CAPACITY	l	316	470
OUTSIDE DIAMETER OF THE TANK WITH INSULATION	mm	650	700
TANK HEIGHT WITHOUT INSULATION	mm	1580	1937
MAX. PRESSURE IN TANK	bar	6	6
MIN. TEMPERATURE OF WATER IN THE TANK	°C	5	5
MAX. TEMPERATURE OF WATER IN THE TANK	°C	80	80
ENERGY EFFICIENCY CLASS		C	C
STANDING LOSS	W	79	96

Table 1

# 4 DIMENSIONS AND CONNECTION

UKV 300

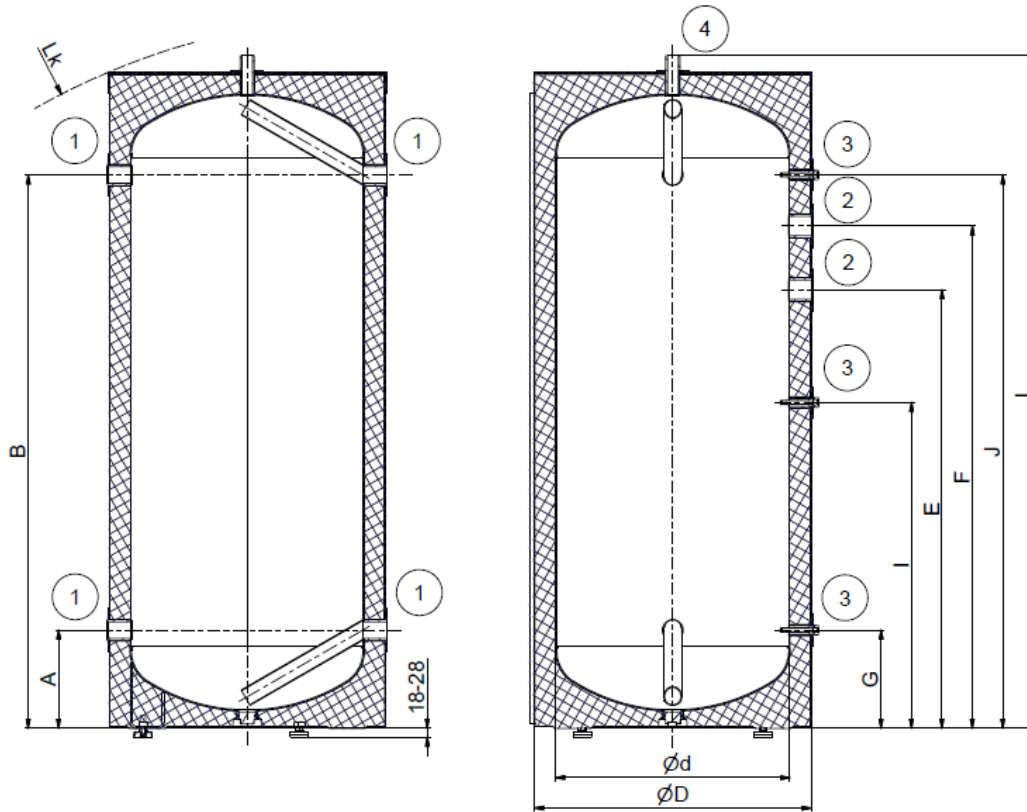


Figure 1

①	G 1 1/4" inner
②	G 1 1/2" inner
③	G 1/2" inner
④	G 1" outer

A	B	d	D	E	F	G	I	J	L	Lk
230	1300	550	650	1030	1180	230	766	1300	1580	1610

Table 2

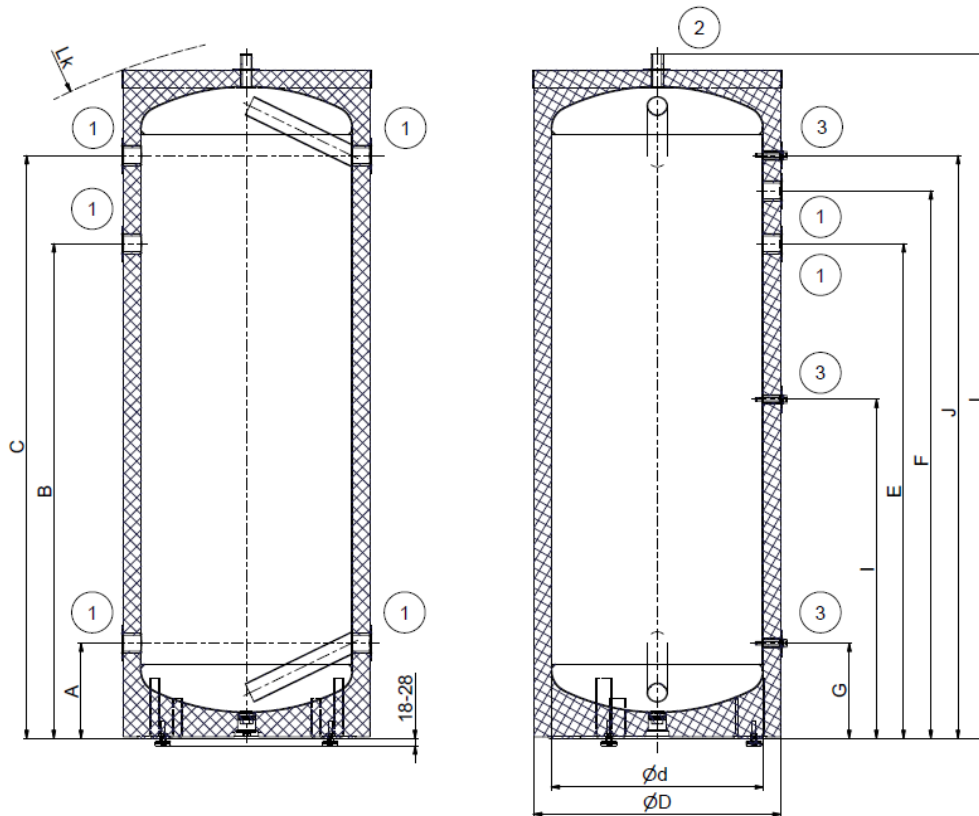


Figure 2

①	1 1/2" inner
②	1" outer
④	1/2" inner

A	B	C	d	D	E	F	G	I	J	L	Lk
270	1400	1650	600	700	1400	1550	270	960	1650	1937	1980

Table 3

## 5 DISPOSAL OF PACKAGING MATERIAL AND NON-FUNCTIONING PRODUCT

A service fee for providing return and recovery of packaging material has been paid for the packaging in which the product was delivered. The service fee was paid pursuant to Act No 477/2001 Coll., as amended, at EKO-KOM a.s. The client number of the company is F06020274. Take the water tank packages to a waste disposal place determined by the municipality. When the operation terminates, disassemble and transport the discarded and unserviceable heater to a waste recycling center (collecting yard), or contact the manufacturer.



16-2-2023